




DE LA SALLE  
COLLEGE

# SENIOR SCHOOL LIBRARY

NEWSLETTER



MARCH, 2024

A vibrant spring-themed illustration featuring two large, stylized flowers with white petals and orange centers, green leaves, and a winding green vine. The background is a soft, light green with decorative elements like a cluster of small green dots and a green circle. The text "Hello MARCH" is centered in the middle of the image.

*Hello*  
**MARCH**

As we step into a new month, may the air be filled with the promise of spring, blossoming flowers, and the warmth of longer days. Embrace the opportunities this month brings, and let it be a time of growth, renewal, and positive vibes.



Hello! I'm  
**MATTHEW**  
**SAMMUT**

Form 2 Red

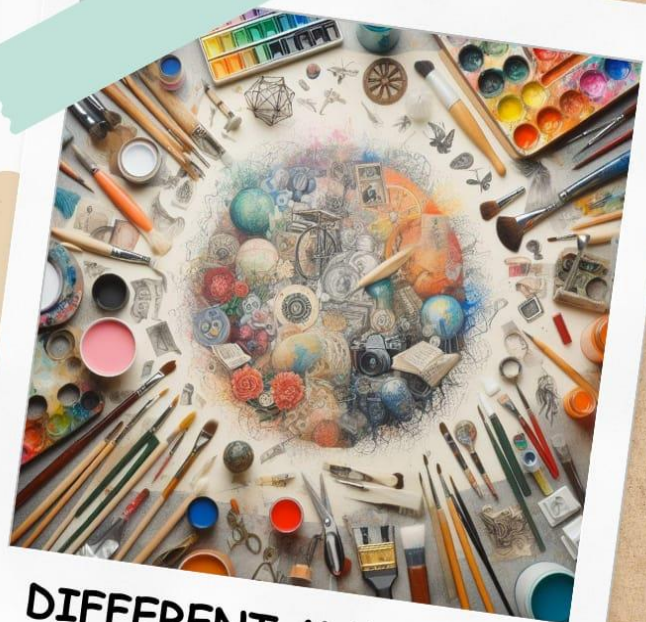
Age : 13



## About Me

I have been attending art lessons for more than 2 years. I like such lessons because we learn about different techniques of painting, different materials and mediums to use, and the names of famous artists together with their works in order to appreciate the beauty of art.

## FAVOURITE COLOURS



## DIFFERENT MATERIALS



# The Still Life Technique:



A still life is a drawing or painting that focuses on still and inanimate objects. Household items, fruits, and boxes can be used as subject matter. The medium varies from watercolour, acrylic, oil paint, pen and ink, and pencil. The painting generally considered to be the first still life drawing is by Italian artist Jacopo de' Barbari, created in 1504, titled "Partridge and Gauntlets."





# Watercolour



Watercolour art dates back to the Stone Age cave paintings when early humans first depicted pictures of animals and humans on cave walls. Traditional Chinese watercolours developed around 4000 BC, primarily as a medium for decorative art. Albrecht Dürer from Germany is considered one of the earliest European painters to use watercolours. He created several botanical, wildlife, and landscape watercolours.



# Author Roald Dahl



By Erika Enigk

More Content Now

Imagine what it would be like to travel with a group of oversized insects in a giant peach. Or to tour a chocolate factory with its peculiar owner. Do these stories sound familiar? If they do, you already know the work of the author Roald Dahl.

## Early life

Dahl was born in Wales on Sept. 13, 1916. His childhood was not a happy one. When he was 4 years old, his sister and father died within a few weeks of each other, and a few years later, he was sent to a boarding school and became very homesick. His happiest times were the summers he spent in Norway with his mother's family.

## Writing

Dahl was not a writer when he was young. He worked for the Shell Oil company when he got out of school and served in the Royal Air Force during World War II. During this time, he spent some time in Washington, D.C., where he met an author who encouraged him to publish his stories. But it wasn't until he had children of his own and made up bedtime stories for them that he became the writer we know today. His most popular books include "James and the Giant Peach," "Charlie and the Chocolate Factory," "Fantastic Mr. Fox," "The Witches" and "Matilda."

## Characters

One of the things readers love most about Dahl's books are his over-the-top characters. But, some critics dislike that many of his books are about children who have to fight evil adults. In "James and the Giant Peach," for example, James lives with his two mean aunts and escapes them only when a peach in his garden grows large enough for him to travel in and rolls over his aunts. Children, too, learn hard lessons when they don't listen to adults. But if the success of his books (and the movie versions that came later) is any indication, Dahl's works will be treasured for a long time.

## Activity

In "Charlie and the Chocolate Factory," candy maker Willy Wonka is working on a secret invention called the Everlasting Gobstopper. Now, you can make your own gobstoppers at home — but we can't promise they'll last forever!

### You'll need:

- 1 pound white chocolate
- 2 cups Rice Krispies cereal
- 2 cups mini marshmallows
- 1 cup creamy peanut butter

Have an adult help you melt the chocolate, stir in the cereal and peanut butter, then fold in the marshmallows. Spoon into paper muffin cups and chill before eating.

Source: [justapinch.com](http://justapinch.com)



# TOGETHER FOR A GREENER FUTURE



Be a part of the solution. Take a stand for our planet and inspire positive change in your community. Together, we can make a difference!



# WHAT IS REDUCE, REUSE, RECYCLE!



## REUSE

This refers to the practice of reusing items to reduce the amount of waste generated. An example is using a cloth shopping bag or refillable drinking water bottle.




## REDUCE

This concept focuses on reducing unnecessary or excessive consumption and production of goods. The goal is to reduce the amount of waste produced overall.

## RECYCLE

Recycling refers to the process of turning unused goods or materials into new products or raw materials for new products. This helps reduce waste and reduces the need for new natural resources.



# HOW TO STUDY EFFECTIVELY



## STUDY SMARTER, NOT HARDER

Your study method depends on the subject you're learning and the medium of instruction. Let's study smarter, not harder.



## REMEMBER YOUR GOALS

On the journey of studying, there will be a time when you get bored or feel lazy. Always remember your goals and what you want to achieve.



## MAKE A STUDY SCHEDULE

The first thing you can try is to make a study schedule. Decide a perfect time and study at the same time every day. It will practice your brain as well.



## Quote

When reading,  
don't let a single  
word escape your  
attention; one  
word may be  
worth a thousand  
pieces of gold

Y  
mi  
able  
want  
Surely  
nificanc  
sional cu  
I'll ha  
nurses fro  
machine gu  
arms and sta  
shrugged and  
wave he was re  
pounding back a  
Are you so ho  
even let her comm  
a piece of paper? I  
want to argue  
listen to h

the first family member to  
ay? Are you finished? I'm  
y and into a room.  
n't help her then who will?

e. I'm so angry, I said.  
y. I don't know what  
ded and one of them  
cooperating and—  
me it on my sister.  
evil. I was whis-  
't take that right  
rse, I said she  
was trying on  
ked them for

one my cell  
other end.  
ed to tell  
ing if  
t don't

being  
to your care, I want to  
to you, I don't know  
only one hund  
-  
ere  
If I fail it  
I am the professional. I am the expert.

# ATTENTION

TEACHERS  
AND  
STUDENTS



We welcome submissions from both teachers and students who want to share their work with others. You can send us any kind of work, such as art, poetry, essays, experiments, reflections, book reviews, and more.

Your work will be featured in a special section of our newsletter that showcases the talent and diversity of our school community. We look forward to seeing your amazing work in our future newsletters!

**To submit your work, please email it to either:  
[christopher.saliba@delasalle.edu.mt](mailto:christopher.saliba@delasalle.edu.mt)  
or [antoine.galea@delasalle.edu.mt](mailto:antoine.galea@delasalle.edu.mt).**

